

***Wisconsin  
Disability Vote  
Coalition:***

***August 9<sup>th</sup> Primary  
Election Webinar***

***June 29, 2022***



# About the Wisconsin Disability Vote Coalition

- ▶ We are a non-partisan effort to help ensure full participation in the entire electoral process of voters with disabilities, including registering to vote, casting a vote, and accessing polling places.
- ▶ The Coalition is coordinated by Disability Rights Wisconsin and the Wisconsin Board for People with Developmental Disabilities. Members include people with disabilities, community agencies, and other partners.

# The Disability Vote

- ▶ Approximately 23% of the electorate in the November 2020 election were individuals with some type of disability, according to AAPD.
- ▶ This is a diverse group of voters: people with sensory disabilities, intellectual and developmental disabilities, physical disabilities, mental health disabilities, complex medical needs, and chronic health conditions.
- ▶ Many older adults have disabilities acquired through aging, although they may not formally identify as a person with a disability.
- ▶ People with disabilities are underrepresented at the polls. If people with disabilities voted at the same rate as people without disabilities, there would **2.35 million more voters**.

# 2022 Elections: A Look Ahead

## ▶ **Partisan Primary: August 9th, 2022**

- ▶ Deadline to register online or by mail: **July 20**
- ▶ Deadline to register in person at your clerk's office: **August 5**
- ▶ Register at your polling place: **August 9**

A partisan primary means you can only vote in **one party**. You must choose a political party and you can only vote for candidates in that party. You do not need to be a member of that party.

## ▶ **General Election: November 8th, 2022**

- ▶ Deadline to register online or by mail: **October 19**
- ▶ Deadline to register in person at your clerk's office: **November 4**
- ▶ Register at your polling place: **November 8**

# 2022 Offices

- ▶ Governor
- ▶ Lieutenant Governor
- ▶ Attorney General
- ▶ State Treasurer
- ▶ Secretary of State
- ▶ State Senators (odd-numbered districts)
- ▶ All State Representatives
- ▶ 1 U.S. Senator
- ▶ All Congressional Representatives

# Voter Eligibility

## **You are eligible to vote if:**

- You are a U.S. Citizen
- You will be at least 18 years old on or before Election Day
- You have resided in WI for 28 days prior to the election
- You are not currently serving a sentence including incarceration, parole, probation, or extended supervision for a felony conviction, also known as being “on paper.”
- You have not been determined by a court to be ineligible to vote (for example: through a guardianship decision)



Hey!  
I've moved!



## Who Needs to Register?

- ▶ First time voters
- ▶ If you've moved
- ▶ If you've changed your name
- ▶ If you haven't voted in over 4 years

# How can I check Voter Registration Status?

With the person's permission:

- ▶ Go to myvote.wi.gov
- ▶ Click "Register to Vote"
- ▶ Enter first name, last name, date of birth
- ▶ Click the green "Search" button

The screenshot shows the MyVote Wisconsin website interface. At the top, there is a logo for MyVote WISCONSIN and a button for Military & Overseas Voters. Below the logo is a navigation menu with options: View My Voting Activity, Find My Polling Place, What's On My Ballot, Update My Name or Address, Register To Vote, and Vote Absentee. The main content area is titled 'REGISTER TO VOTE' and features a search bar labeled 'SEARCH BY NAME'. Below the search bar, there is a section titled 'Am I Registered to Vote?' with instructions: 'Before you can start the registration process, we need to first check to be sure that you are not already registered to vote. Please enter your name and date of birth.' There is also a section for 'Already Registered?' with instructions: 'You can use MyVote to [update your name](#) or the [address](#) we have on file for you. If you need to request an absentee ballot, visit [Vote Absentee](#).' The registration form includes fields for First Name\* (jane), Last Name\* (Doe), and Date of Birth\* (05/05/1955). A green 'Search' button is visible at the bottom right of the form. On the left side of the page, there are additional links: 'Register To Vote', 'Voter Registration', 'Need Assistance?', 'Find My Clerk', 'Next Statewide Election', and '1/24/2017 Special Election Test deadlines'.

If the voter is registered, you will be given the option to "update name and address". If an update is needed, click the button and follow the directions on the screen to update either or both.



# 5 Ways to Register to Vote

- ▶ **Online** at [myvote.wi.gov/](https://myvote.wi.gov/) Requires Photo ID. Up to 20 days before the election.
- ▶ **Mail**. Up to 20 days before Election Day. Mail completed form to your municipal clerk.
- ▶ **In person**, at the municipal clerk's office through the Friday before the election. Must provide proof of residence.
- ▶ **At your polling place** on Election Day. Must provide proof of residence and photo ID.
- ▶ For voters who live in a care facility, they may be able to register to vote with a Special Voting Deputy who is also appointed as an Election Registration Official.

# What do I need to register?

## Online:

- ▶ WI Drivers License or WI ID Card

## Paper Form:

- ▶ An acceptable proof of residence document
- ▶ Your WI DL/ID # or the last 4 digits of your social security # if you don't have a WI ID

A photograph showing a person with glasses and a plaid shirt sitting at a table covered with registration forms. In the foreground, a white sign with blue text and stars reads "REGISTRATION ONLY" and "NEW VOTERS or CHANGE OF ADDRESS".

★ ★ ★  
**REGISTRATION  
ONLY**

**NEW VOTERS or  
CHANGE OF ADDRESS**

★ ★ ★ ★

# What can I use for Proof of Residence?



You must provide a Proof of Residence Document when registering to vote in Wisconsin.

Must include your name and current residential address.

Can be paper or electronic.

- ▶ Examples
  - ▶ current and valid state of Wisconsin Driver License or State ID card
  - ▶ current utility bill
  - ▶ lease
  - ▶ paycheck or paystub
  - ▶ Intake document from group home, nursing home, assisted living facility.
  - ▶ University ID card or other official document w/voter name & current address
- ▶ List of acceptable documents at:  
[myvote.wi.gov/en-us/ProofofResidence](https://myvote.wi.gov/en-us/ProofofResidence)

# Acceptable Proof of Residence



FIRST BANK OF WIKI  
CHECKING ACCOUNT STATEMENT

Date	Description	DEBIT	CREDIT	Balance
01/01/12	Opening Balance		1000.00	1000.00
01/05/12	ATM Withdrawal	50.00		950.00
01/10/12	Direct Deposit		500.00	1450.00
01/15/12	ATM Withdrawal	25.00		1425.00
01/20/12	Check #1001	100.00		1325.00
01/25/12	Interest Credit		1.00	1326.00
01/31/12	Ending Balance			1326.00



# Application – Page 1

## Wisconsin Voter Registration Application

Please complete legibly  
Additional instructions on reverse

Please return your completed form to  
your municipal clerk

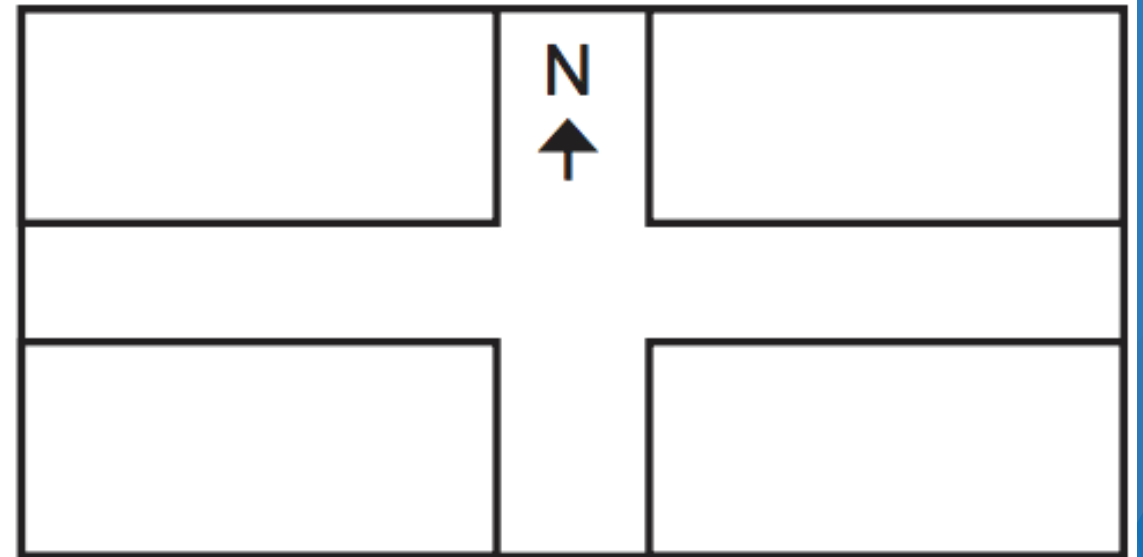
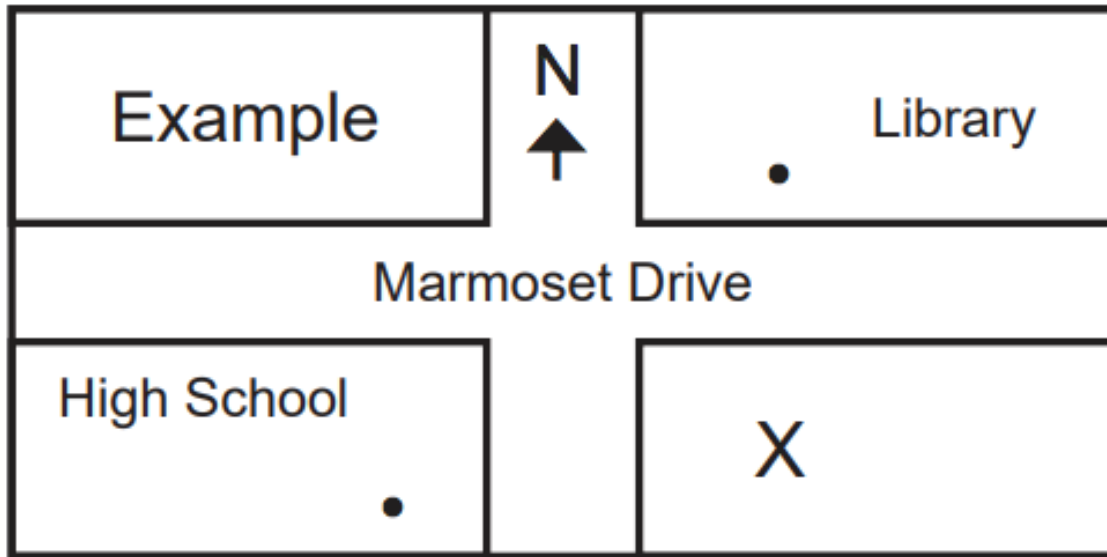
<b>Qualifications</b> please check each box if <u>YOU</u> :	1	If you cannot check <b>every</b> box, do <b>NOT</b> complete this form <input type="checkbox"/> Are a citizen of the United States <input type="checkbox"/> Will be at least 18 years old on or before Election Day <input type="checkbox"/> Have resided at the address provided below for at least 10 consecutive days prior to the election and do not currently intend to move <input type="checkbox"/> Are not currently serving a sentence including incarceration, parole, probation, or extended supervision for a felony conviction	
<b>Your Name</b>	2	Last _____ Suffix (Jr., II, etc.) _____ First _____ Middle _____	
<b>About You</b> phone number and email are optional	3	Date of Birth (MM/DD/YYYY) ____ / ____ / ____	Phone Number (____) _____ Email Address _____
<b>The Address Where You Live</b> your residential voting address, which cannot be a P.O. Box  if you do not have a street address, please use the map on the back of this form	4	Street Address _____ Apt/Room # _____ City/Town/Village of _____ WI Zip _____ Mailing Municipality _____ (if different) Are you military or permanent overseas voter? <input type="checkbox"/> Military <input type="checkbox"/> Permanent Overseas	
<b>Your Mailing Address</b> if different from above	5	Street Address (or P.O. Box) _____ City/State/Country/Zip _____	

# Application – Page 2

<p><b>Prior Registration Information</b> complete this field if you are updating your registration due to a change in name or address</p>	<p>6</p>	<p>Full Name on Previous Registration _____</p> <p>Full Address on Previous Registration (if known) _____</p>
<p><b>Identification</b> (check the box that applies to you)</p> <p>WI Driver License or ID number required if unexpired and valid. SSN required if DL/ID not valid or never issued</p>	<p>7</p>	<p><input type="checkbox"/> I have an unexpired and valid WI Driver License or WI DOT issued ID. Provide number and expiration date below</p> <p>____ - ____ - ____ - ____ - ____ - ____ - ____ - ____ - ____ - ____ Expiration Date ____ / ____ / ____</p> <p><input type="checkbox"/> I do not have a valid WI Driver License or WI DOT issued ID</p> <p>Provide the last four digits of your Social Security Number      XXX-XX- ____ - ____ - ____ - ____</p> <p><input type="checkbox"/> I have neither a valid WI Driver License/ID nor a Social Security Number (see back for more information and next steps)</p>
<p><b>Proof of Residence</b> military and permanent overseas voters are <u>not</u> required to provide proof of residence</p>	<p>8</p>	<p><input type="checkbox"/> Voters must provide a proof of residence document when registering to vote. Please check this box to affirm that you are providing a copy of a valid form of proof of residence with this application</p> <p>Examples include: a copy of a valid and unexpired Wisconsin Driver License or ID Card, a utility bill, a paycheck/pay stub, or correspondence from a unit of government (see back of application for additional information and examples)</p>
<p><b>Signature and Certification</b></p>	<p>9</p>	<p>By signing below, I hereby certify that, to the best of my knowledge, <b>I am a qualified elector</b>, having resided at the above residential address for at least 10 consecutive days immediately preceding this election, that I have no present intent to move, and I have not voted in this election. I also certify that I am not otherwise disqualified from voting and that all statements on this form are true and correct. If I have provided false information, I may be subject to fine or imprisonment under State and Federal laws</p> <p>X _____ / ____ / ____</p> <p>Voter Signature <span style="float: right;">Today's Date</span></p>
<p>Falsification of information on this form is punishable under Wisconsin law as a Class I felony</p>		
<p><b>Assistant</b> if someone assisted you by signing this form, they must complete this section</p>	<p>10</p>	<p>X _____</p> <p>Assistant Signature <span style="float: right;">Assistant Address</span></p>

# Application – Page 2 Continued

For those who are houseless or without an address, there is a diagram on the voter registration application that can be used to show where they typically stay, in order to be able to vote.



Space for accommodations and interest in serving as a poll worker.

signed the form at your request.

Do you need any accommodations at your polling place (e.g., curbside voting)? If so, please describe:

Please indicate if you are interested in being a poll worker

# Registering to Vote Online

	My Voter Info	Find My Polling Place	What's On My Ballot	Update My Name or Address	Register To Vote	Vote Absentee	
--	---------------	-----------------------	---------------------	---------------------------	------------------	---------------	--

 NEXT STATEWIDE ELECTION

**2020 Partisan Primary**

Tuesday, August 11, 2020

  
[Vote Absentee](#)

  
[Where Do I Vote?](#)

  
[What's On My Ballot?](#)

  
[Register To Vote](#)

[www.myvote.wi.gov](http://www.myvote.wi.gov)



# Registering Online

- ▶ If your search says “You are not registered to vote”
- ▶ Begin by clicking the red “Register to Vote” button and follow the online instructions.

**REGISTER TO VOTE**

SEARCH BY NAME

Sorry, we can't seem to find your record.

We did not find any registered voter in the system that matches the information you entered. Would you like to register to vote?

[Register to Vote](#)

If you're certain you're registered, try the following tips:

- Variations of your first name, or the name printed on your driver's license
- Remove spaces or special characters like commas and hyphens.
- If you've been registered for a long time, try 01/01/1900 as your birthdate (Some voter registration records do not have a birthdate, so 01/01/1900 is entered by default.)
- [Contact your municipal clerk.](#)

If you are a military voter, you do not need to register.

[Military Voters](#)

Search +=Required Field + Search Tip

First Name\*

Last Name\*

Date of Birth\*

[Clear](#) [Search](#)

# Registering Online Continued

You will be prompted to:

- ▶ Verify eligibility
- ▶ Update your name and address
- ▶ Review your registration
- ▶ Email/print your registration

## VOTER REGISTRATION



# What are Wisconsin's Photo ID requirements for voting?



- ▶ Wisconsin requires photo ID for voting with a few exceptions.
- ▶ Acceptable Photo ID for voting does NOT have to include a current address. You only prove your address when registering.
- ▶ More information on the Photo ID law is available at <http://bringit.wi.gov>



# Acceptable Photo IDs

## WI DRIVER LICENSE



## US UNIFORMED SERVICES



## US PASSPORT BOOK OR CARD



## WI DRIVER, STATE ID, OR IDPP RECEIPT



## VETERAN AFFAIRS ID CARD



## CERTIFICATE OF NATURALIZATION



## WI STATE ID



## UNIVERSITY / COLLEGE + ENROLLMENT VERIFICATION



## TRIBAL ID



\*Some ID variations are not shown.



The Difference Between

# PROOF OF RESIDENCE AND PHOTO ID

for Voting in Wisconsin



## PROOF OF RESIDENCE

**Proof of Residence is used to Register to Vote**

Can use documents like...



CABLE, PHONE  
OR UTILITY BILL

### UTILITY BILL

Issued within 90 days of the Election



WI DRIVER LICENSE  
or RECEIPT

### DRIVER LICENSE OR ID

Must be valid and show the  
voter's current name and address



PAY STUB

### PAY STUB, BANK STATEMENT...

There are many other documents  
like a pay stub that can be used

Shows voter's current name and current address

Can show a **copy** or show it on your **electronic device**

## PHOTO ID

**Photo ID is used after you're registered to get your ballot**

Can use documents like...



US PASSPORT

### U.S. PASSPORT

Can be expired since Nov 3, 2020



WI STATE ID CARD  
or RECEIPT

### WISCONSIN DRIVER LICENSE OR ID

Can be expired since Nov 3, 2020  
Can be used if revoked



VETERAN'S ID

### VETERAN'S & MILITARY ID...

ID's like a Veteran's ID can also be used

**DOES NOT NEED A CURRENT ADDRESS**

Shows **voter's name** as they are registered to vote

**MORE INFORMATION ON PROOF OF RESIDENCE:**

<https://myvote.wi.gov/ProofofResidence>

**MORE INFORMATION ON PHOTO ID:**

<https://myvote.wi.gov/PhotoIDRequired>

# How can I get a free State ID for voting?

- ▶ Get a free Photo ID for voting from the Department of Motor Vehicles (DMV).
- ▶ Contact the DMV Voter ID Hotline at 844-588-1069.
- ▶ DMV Customer Service Centers: [wisconsin.gov/Pages/online-srvcs/find-dmv/default.aspx](https://www.wisconsin.gov/Pages/online-srvcs/find-dmv/default.aspx)
- ▶ Even if you don't have the requested documentation, you can still get an ID for voting. The ID Petition Process (IDPP) is used by the DMV to help people whose documents to prove U.S. citizenship, name and date of birth, or legal name change are unavailable.
- ▶ Bring It to the Ballot: [bringit.wi.gov/](https://bringit.wi.gov/)
- ▶ Wisconsin Voter ID Coalition will help with photo ID questions. They may assist with transportation to DMV: 608-285-2141
- ▶ You can help: Members may need help to obtain their birth certificate, or other documents or to go to DMV

# Voting Absentee

- ▶ Request ASAP!
  - ▶ Follow directions carefully!
  - ▶ You can request assistance
  - ▶ You will need a witness
- 
- ▶ Return ASAP!
    - ▶ Must be delivered to your clerk, drop box or polling place no later than 8 pm on Election Day

Today's date: month day year

X **▲ Signature of Voter ▲**  
(All voters must sign. If a voter is unable to sign, an assistant may sign the voter's name for them. The assistant must also sign their own name under the Certification of Assistant.)

**3 Have your witness sign and write their address (below).**

**CERTIFICATION OF WITNESS (Required!)**  
I, the undersigned witness, subject to the penalties for false statements of Wis. Stat. § 12.60(1)(b), certify that I am an adult U.S. citizen and that the above statements are true and the voting procedure was executed as stated. I am not a candidate for any office on the enclosed ballot (except in the case of an incumbent Municipal Clerk). I did not solicit or advise the voter to vote for or against any candidate or measure. I further certify that the name and address of the voter is correct as shown.

1. **▲ Signature of ONE Witness—an adult, U.S. citizen ▲**  
2. \_\_\_\_\_  
(If witnesses are Special Voting Deputies, both must sign.)

**▲ Address of Witness – REQUIRED ▲**  
(street number or first name, street name, city, county, postal route and box number, municipality, state and zip code.)

**4 Mail back by \_\_\_\_\_**  
**is received by Election Day**

**5-7 days for delivery to be sure that your ballot after Election Day will NOT be counted.**

**CERTIFICATION OF ASSISTANT**  
I certify that the voter named \_\_\_\_\_ has a physical disability, and that I am assisting the voter in voting.

X \_\_\_\_\_  
Note: Assistants must sign and the assistant signature is also required.

Wisconsin Election Commission | Milwaukee, WI 53202 | 414-286-3491 | www.milwaukee.gov

# How do I request an absentee ballot?

- ▶ **ONLINE:** [myvote.wi.gov/en-us/VoteAbsentee](https://myvote.wi.gov/en-us/VoteAbsentee)
  - ▶ The first time you request an absentee ballot online, you must upload your photo ID.
- ▶ **BY MAIL:** Download the Application for Absentee Ballot from the Wisconsin Election Commission web site. Mail the completed form and a copy of your acceptable photo ID to your municipal clerk.
- ▶ **By Email:** Email your clerk your request with your full name, Wisconsin voting address, the election you want a ballot for or if requesting for the calendar year and mailing address if different than voting address. Include a copy of your photo ID unless it is already on file, or you are exempt by law.
- ▶ **In-person:** Apply for an absentee ballot at your clerk's office.



# What is the absentee ballot witness supposed to do?

- ▶ Verify that you completed the absentee ballot but cannot tell you who or what to vote for.
- ▶ The witness should see you complete your ballot but should not see the choices you make on your ballot.
- ▶ Sign the certificate envelope on the line marked “Signature of Witness” and write their **full** address underneath the witness signature.
- ▶ You (or your assistant) must sign and date the certificate on the return envelope on the line marked “Signature of Voter”.

Today's date: month \_\_\_\_\_ day \_\_\_\_\_ year \_\_\_\_\_

X \_\_\_\_\_  
▲ Signature of Voter ▲  
(All voters must sign. If a voter is unable to sign, an assistant may sign the voter's name for them. The assistant must also sign their own name under the Certification of Assistant.)

3 Have your witness sign and write their address (below).  
CERTIFICATION OF WITNESS (Required!)  
I, the undersigned witness, subject to the penalties for false statements of Wis. Stat. § 12.60(1)(b), certify that I am an adult U.S. citizen and that the above statements are true and the voting procedure was executed as stated. I am not a candidate for any office on the enclosed ballot (except in the case of an incumbent Municipal Clerk). I did not solicit or advise the voter to vote for or against any candidate or measure. I further certify that the name and address of the voter is correct as shown.

1. \_\_\_\_\_  
▲ Signature of ONE Witness – an adult, U.S. citizen ▲  
(If witnesses are Special Voting Deputies, both must sign.)

2. \_\_\_\_\_  
▲ Address of Witness – REQUIRED ▲  
(street number or P.O. box, street name, city, town, village, or postal route and box number, municipality, state and zip code.)

4 Mail back by \_\_\_\_\_  
is received by Election Commission \_\_\_\_\_

Mail back 4-5 days for delivery to be sure that your ballot  
after Election Day will NOT be counted.

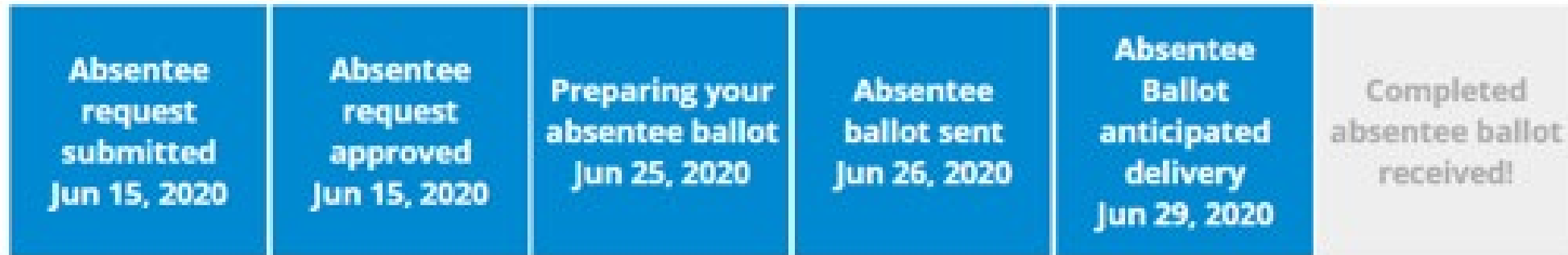
Wisconsin, WI 53202 | 414-286-3491 | www.milwaukee.gov

# Who can I get to sign as my witness on my absentee ballot envelope if I live alone?

- ▶ Must be a US citizen, over age 18.
- ▶ Can be friend, spouse, neighbor, family member, care worker.
- ▶ Some communities offer drop off locations and may have staff to witness your ballot.
- ▶ A family member, friend or neighbor may watch you vote through a window. Put the ballot in the envelope, seal it and leave it outside the door for the witness to sign.
- ▶ Contact your clerk if you're have trouble finding a witness.

# How do I know if they received my ballot?

## MY ABSENTEE STATUS



- ▶ **If you requested your absentee ballot and it did not arrive you may vote in person on Election Day or you could vote early at your clerk's office.**

# Voting in person

## Be Prepared

- ▶ Check your polling place
- ▶ Preview your ballot
- ▶ Check your voter registration
- ▶ Know your rights
- ▶ Curbside voting- call ahead
- ▶ Transportation - plan ahead
- ▶ Bring your photo ID

## Questions, problems or complaints

- ▶ Call DRW Voter Hotline 844-347-8683

# In Person Voting: How Will I Get There?

Best way is to visit Find a Ride to the Polls.

- ▶ Call your local Independent Living Center or Aging and Disability Resource Center at (608) 266-2536 (statewide) for ideas on specific transportation options in your community
- ▶ Is your schedule flexible? Ask a neighbor, friend or family member to share a ride

Check out this fact sheet for ideas:

<https://disabilityvote.org/wp-content/uploads/2020/10/Transportation-2020-acc.pdf>

# *Can I still vote if I have a guardian?*

- ▶ In Wisconsin, a person under guardianship retains the right to vote unless the court expressly removes it.
- ▶ To find out if you have the right to vote, ask the guardian to look at the “Determination and Order on Petition for Guardianship Due to Incompetency” (GN-3170) form.
  - ▶ A copy can be requested from Probate Court in their county (costs about \$2.00/copy).
- ▶ Contact their Municipal Clerk. The Clerk can check the list they receive from the state of individuals adjudicated incompetent and ineligible to vote.
- ▶ A person who has a guardian and has lost the right to vote may petition the court to restore their right to vote (Wis. Stat 54.64(2)(a)).
- ▶ See resources on voting and guardianship at [www.disabilityvote.org](http://www.disabilityvote.org).

# What is curbside voting?

- ▶ Required by law for any voter who cannot enter the polling place due to a disability.
- ▶ The WEC believes that individuals who are immunocompromised or have symptoms of COVID-19 are eligible to curbside vote.
- ▶ Curbside voting should also be available during in-person absentee voting at the clerk's office or alternate site.
- ▶ Contact your Municipal Clerk in advance of Election Day to determine the process to access curbside voting (e.g. honk your horn, ring a doorbell, call a phone number).

# What is an accessible voting machine?

- ▶ Each polling place is required to have at least one accessible voting system.
- ▶ The accessible voting system must provide the opportunity for voters to vote privately and independently.
- ▶ Anyone can use the accessible voting system.
- ▶ Elections officials must make sure it's functioning properly in each election, and that election officials are trained to operate them.





**I Support**

**DISABILITY**


**RIGHTS**

## What are my key rights as a voter with a disability?

- ▶ Right to vote **privately and independently**.
- ▶ Right to **access** the polling place.
- ▶ Right to use the **accessible voting machine** at your polling place.
- ▶ Right to **ask for accommodations**, such as a chair to sit in rather than standing in line, signature guide, magnifying glass, assistance stating your name and address.
- ▶ Right to **assistance** marking your ballot (just not your employer or your union representative)

# More rights

- ▶ Right to Curbside Voting if you can't get into your polling place as a result of a disability.
- ▶ You can **file a complaint** if you feel your rights have been violated.
- ▶ If you make a mistake, you can **request another ballot** from the election officials.
- ▶ You may bring a “**notes sheet**” into the polling place.
- ▶ **No one should tell you how to vote.**



**DISABILITY RIGHTS**  
**ARE CIVIL RIGHTS**

# How can I be an informed voter?

- ▶ Review your elected officials and your ballot in advance of the election.
  - ▶ [Myvote.wi.gov](http://Myvote.wi.gov)
- ▶ Learn about the candidates
  - ▶ [Vote411.org](http://Vote411.org), [Ballotpedia.org](http://Ballotpedia.org), [wisconsinvote.org](http://wisconsinvote.org).
- ▶ Follow the Disability Vote Coalition
  - ▶ E-newsletter, resources, website, Facebook page

# What can you do?

- ▶ Share this information with others!
- ▶ Join the Disability Vote Coalition: <https://disabilityvote.org/join-us/>
- ▶ Use and share our [Voter Toolkit - 2022 Elections](#)
- ▶ Order DVC postcards, posters, and [Make Your Plan to Vote](#).
- ▶ Follow the DVC on Facebook, Instagram and Twitter. Share our posts.
- ▶ Share your concerns about voting with your legislators.
- ▶ Questions? Need assistance? Contact the DRW Voter Helpline (844-347-8683) or email us at [info@disabilityvote.org](mailto:info@disabilityvote.org)

# Voting resources

## Disability Vote Coalition:

- Website: [www.disabilityvote.org](http://www.disabilityvote.org)
- Facebook: <https://www.facebook.com/wisconsin Disability Vote/>

## DRW Voter Hotline:

- 844-DIS-VOTE (347-8683) or email [info@disabilityvote.org](mailto:info@disabilityvote.org)

Your municipal clerk: <https://myvote.wi.gov/en-us/MyMunicipalClerk>

## Wisconsin Election Commission:

- 1-866-VOTE-WIS / [elections.wi.gov](http://elections.wi.gov) or email [elections@wi.gov](mailto:elections@wi.gov)

MyVoteWisconsin: [myvote.wi.gov](http://myvote.wi.gov)

## Photo ID

- [www.bringit.wi.gov](http://www.bringit.wi.gov)
- Wisconsin DMV Voter ID hotline: 844-588-1069
- Voter ID Helpline: 608-285-2141

# What do I do if I need help or run into a problem?



Contact the *Disability Rights Wisconsin Voter Hotline*

844-DIS-VOTE (844-347-8683) or  
[info@disabilityvote.org](mailto:info@disabilityvote.org)